

**The most comprehensive
collection of storage solutions
available anywhere**



ASI[®] **Storage
Solutions**

THE ONE STOP LOCKER SHOP

EXCLUSIVELY FROM ASI

ASI Storage Solutions provides the peace of mind that can only come from working with a global company that was built for the needs of ever-evolving, modern, diverse buildings.

ASI Storage offers more choice in materials - Plastic (HDPE), Phenolic and Powder Coated Steel, as well as styles and configurations to meet a variety of needs. Our extensive line of lockers, benches, cubbies and shelving comes standard with leading-edge features, and, we ship out more products in 48 hours than anyone else in the industry. ASI Storage can meet or exceed any specification, and our products are LEED Friendly, Designer Friendly, ADA Friendly and User Friendly.

These are some of the reasons that architects, designers, building owners, facility managers and construction professionals rely on ASI Storage Solutions when they need quality, value, and choice. And storage products are only the beginning—ASI is also the leading manufacturer of washroom accessories, toilet partitions, visual display products and a growing collection of Innovative, Integrated Building Products. Welcome to choice. Welcome to the ASI Group!

PRODUCT OFFERINGS:

P. 2-3 Who and Why ASI Storage Solutions

P. 4-5 Traditional and Traditional Plus Collection

P. 6-7 Competitor Collection and Pro Collection

P. 8-9 Angle Frame Lockers All-Welded Lockers

Specialty Lockers Performance Plus Shelving Desks and Cabinets

P. 10-11 Plastic Traditional and Traditional Plus Lockers

P. 12-13 Phenolic Traditional and Traditional Plus Lockers

P. 14-15 Benches and Accessories

P. 16-17 Locker Selection Guide

P. 18-19 Single Source Solution

Angle
Frame P. 8

Traditional
Collection P. 4

Phenolic Traditional
Plus Collection P. 13

Traditional Plus
Collection P. 5

Plastic
Traditional Plus
Collection P. 11

Competitor
Collection P. 6

ASI Storage Solutions manufactures high-quality locker systems and storage products designed for use in schools, healthcare facilities, stadiums, offices, retail environments and other commercial, institutional and industrial applications.

- Options for Any Environment
- Built for Maximum Durability
- Shipped Fully Assembled or Knocked Down (metal)
- Competitive Pricing
- Easy to Install / Low Maintenance
- LEED® Friendly, Environmentally Conscious

Shipped In
48
HOURS

We are laser-focused on shipping exactly what you need in 48 hours. Visit asi-storage.com for details.



TRADITIONAL COLLECTION

The visually appealing and very durable Traditional Collection is our most widely distributed locker line. Offering the most value for typical locker applications, this collection is available in a full range of spacious sizes, from single- to six-tier configurations, as well as 16-person and wall-mounted. The addition of our new two-person Z-Locker completes the Traditional collection.


Featuring 16 gauge louvered doors, frames and bottoms and 24 gauge tops, sides, backs and shelves. All traditional lockers come with standard features that out-pace the competition.

Shipped In
48
HOURS

STANDARD FEATURES

- 2 mil powder coated in any of 15 designer colors
- Stainless steel recessed handle for safety
- 16 gauge bottom for durability
- Continuous full-length staked piano hinge for security
- Rubber door silencers for quiet operation
- All locker bodies and internal parts are offered in our standard Almond color


15 DESIGNER COLORS**




Tan
#01




Yellow
#50




Orange
#05




White*
#29




Gray*
#25



Charcoal*
#23




Red
#45



Burgundy
#49



Plum
#04




Almond*
#03




Blue Frost*
#36



Black*
#11



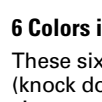
Sky Blue
#31



Mist Green
#06



Pine Forest
#53



6 Colors in 48 Hours**

These six popular colors are available for (knock down) shipment in 48 hours. See sizes on page 16. Also, available assembled to be shipped in five working days.*

Actual colors may vary slightly from those shown due to limitations in the printing process.

**Assembled in five working days after receipt of order if Quick Ship is indicated on order. Contact us for assembly costs. See Locker Selection Guide on page 16 for details. ADA-compliant lockers are available. Log on to asi-storage.com for specifications. Optional Double Pan doors are available—contact us for details*

***For our Quick Ship Program (QSP) please see page 5.*

TRADITIONAL **PLUS** COLLECTION


With the same standard features as the Traditional line, the Traditional Plus Collection is intended for more rugged applications. Available in single-, double- or triple-tier configurations, this collection features 14 gauge solid doors with 16 gauge full-height reinforcement channels, frame-secured 11 gauge frame hooks with protruding padlock hasps, and a maintenance-free, single-point latching system.

Shipped In
48 HOURS


STANDARD FEATURES

- 2 mil powder coated in any of 15 designer colors
- Stainless steel recessed handle for safety
- 16 gauge bottom for durability
- Continuous full-length staked piano hinge for security
- Single-point latch is maintenance free with a built-in anti-pry feature
- Rubber door silencers for quiet operation
- All locker bodies and internal parts are offered in our standard Almond color


15 DESIGNER COLORS **



White
#29




Charcoal
#23




Tan
#01




Yellow
#50



Orange
#05



Gray*
#25




Red
#45



Burgundy
#49



Plum
#04



Sky Blue
#31



Blue Frost
#36



Almond*
#03



Mist Green
#06



Pine Forest
#53



Black
#11

**2 Colors in
48 Hours ****

See details
on page 16.



Actual colors may vary slightly from those shown due to limitations in the printing process.



KNOCK DOWN LOCKERS — SHIP IN 48 HOURS

ASSEMBLED LOCKERS — SHIP IN 5 WORKING DAYS

Doors and exposed body parts on Traditional and Traditional Plus Metal Lockers shall be selected from ASI Storage Solutions' standard designer color range. Non-exposed body parts, e.g., shelves, shall be finished in Almond #03. Competitor Collection Lockers shall have the same selected color throughout.

- All QSP orders must be clearly marked Quick Ship or QSP, otherwise normal production queue will dictate ship date.
- The standard lead time for knock down QSP lockers is 2 working days after receipt of order.
- Assembled lockers of 50 frames or less require 5 working days. Add 1 working day for removal of legs.
- Changes and cancellations are not available after placement of a QSP order.
- Shop drawings will not be provided for QSP orders.
- Maximum standard QSP order size is 50 frames. Orders larger than 100 frames will be processed as production orders. Please contact your Locker Champion for inventory availability beyond standard limits.
- ASI Storage Solutions reserves the right to assign warehouse FOB point based on inventory availability.



COMPETITOR COLLECTION


The Competitor Collection offers the ultimate in ventilation and visibility combined with strength and visual appeal. This collection, available in one- through six-tier configurations, features 14 gauge diamond perforated doors and 18 gauge solid backs; all other components are 16 gauge. The ideal choice for athletic lockers.

Shipped In
48
HOURS

STANDARD FEATURES

- 2 mil powder coated in any of 15 designer colors
- Stainless steel recessed handle for safety
- 16 gauge bottom for durability
- Continuous full-length staked piano hinge for security
- Single-point latch is maintenance free with a built-in anti-pry feature
- Rubber door silencers for quiet operation


15 DESIGNER COLORS**




Tan
#01




Yellow
#50




Orange
#05




White*
#29




Gray*
#25



Charcoal*
#23




Red
#45



Burgundy
#49



Plum
#04




Almond*
#03



Blue Frost*
#36



Black*
#11



Sky Blue
#31



Mist Green
#06



Pine Forest
#53

6 Colors in 48 Hours**

These six popular colors are available for (knock down) shipment in 48 hours. See sizes on page 16. Also, available assembled to be shipped in five working days.*

Actual colors may vary slightly from those shown due to limitations in the printing process.

**Assembled in five working days after receipt of order if Quick Ship is indicated on order. Contact us for assembly costs. See Locker Selection Guide on page 16 for details. ADA-compliant lockers are available. Log on to asi-storage.com for specifications. Optional Double Pan doors are available—contact us for details.*

***For our Quick Ship Program (QSP) please see page 5.*

PRO COLLECTION

The Pro Collection is specifically designed for applications that require easy access to uniforms and equipment. Select the configuration that best suits your needs by adding a lockable security box and/or a footlocker with a reinforced top that doubles as a seat. The open front and perforated sides allow for full ventilation, with a large dedicated storage area. The ideal choice for athletic lockers.

STANDARD FEATURES

- 2 mil powder coated in any of 15 designer colors
- Stainless steel recessed handle for the security box
- 16 gauge bottom for durability
- Rubber door silencers on security box and footlocker for quiet operation



Shown with all options

15 DESIGNER COLORS**

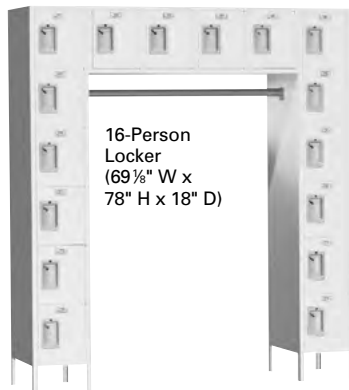


Quick Ship Program (QSP) is not available in the Pro Lockers.

Doors and exposed body parts on Traditional and Traditional Plus Lockers shall be selected from ASI Storage Solutions' standard designer color range. Non-exposed body parts, e.g., shelves, shall be finished in Almond #03. Competitor Collection Lockers shall have the same selected color throughout. Actual colors may vary slightly from those shown due to limitations in the printing process.

*48 hour shipping for Traditional, Traditional Plus and Competitor Collections ONLY.
See Locker Selection Guide on page 16 for details. See available designer colors in color chart.
Log on to asi-storage.com

Wall-Mounted
Locker
(45" W x
13³/₄" H x 18" D)



SPECIALTY LOCKERS

Featuring 16 gauge louvered doors, frames and bottoms and 24 gauge tops, sides, backs and shelves, all specialty lockers come standard with features that allow for easy and quiet operation.

Shipped In
48
HOURS

STANDARD FEATURES

- 2 mil powder coated in any of 15 designer colors
- Stainless steel recessed handle for safety
- 16 gauge bottom for durability
- Continuous full-length staked piano hinge for security
- Rubber door silencers for quiet operation

ALL-WELDED LOCKERS

ASI Storage metal lockers are available with the all-welded construction. These competitively priced lockers are shipped within competitive lead times. Please check with our representatives or customer service team for details on sizes and lead times.



ANGLE FRAME LOCKERS

Provides the robust structural integrity needed to protect belongings in rough environments, including athletic and fitness facilities, school locker rooms, and similar applications. The diamond perforated ventilation holes assure the free flow of air, to reduce odor build-up, and full visibility of locker contents.

STANDARD FEATURES

- One-piece frame design ensures rigidity, and simplifies installation
- Available with single-point, multi-point or cremone latching
- Single-, double-, and six-tier configurations
- 2 mil powder coated in any of 15 designer colors
- Durable 14 gauge doors
- 16 gauge bottom shelf for durability
- Continuous full-length staked piano hinge for security
- Angle frame consists of welded formed framing

CREMONE LATCHING SYSTEM

Provides extra security by using the principles of a fulcrum to transfer the rotary motion of a handle-turn into the vertical actuation of two positive-action locking bolts that engage with the frame at the top and bottom of the door, and a center latch engaging at the side.



PERFORMANCE PLUS CLIPS

Heavy gauge floor anchor clips are also available for securing the unit to the floor.

PERFORMANCE PLUS SHELVING

With Performance Plus Shelving, you can easily add storage space where required and as much as needed. This light-duty industrial shelving rounds out our offering for all your storage needs.

Shipped In
48
HOURS

STANDARD FEATURES

- Heavy-duty or standard shelves that are manufactured from 22 gauge powder coated steel and designed with support flanges to accommodate normal loads without the need for additional reinforcement
- Expansion possibilities—units can be attached side-by-side
- Box posts for the front of the unit, allowing full access to the shelf
- ASI Storage Solutions 2 mil powder coated gray
- Performance Plus Clips that secure the shelves to the posts, making the shelving even more stable. Installing and repositioning them is a simple press fit that does not require tools
- One inch on vertical centers shelf adjustment, providing ample configuration capabilities
- Availability in either open or closed units
- Five shelves standard. Additional shelves available at additional costs

STORAGE CABINETS

STANDARD FEATURES

- Three-point locking system offers maximum security
- Hinged doors reinforced with a full height hat channel open 180 degrees
- Easily adjustable shelves
- Tough powder coated finish available in almond and gray
- Shipped knocked down; assembly available



Available in Almond & Gray Powder Coated Finish.

FOREMAN'S DESK

STANDARD FEATURES

- Four compartment organizer, slanted writing surface
- Cylinder locking drawer on steel ball bearing slides
- Lock and keys included
- Shipped knocked down; assembly available

Shipped In
48
HOURS



PLASTIC TRADITIONAL COLLECTION

ASI Plastic lockers are built using a Unibody™ system. The sides and back of the locker are formed from a single piece of HDPE, while the locker door frame is made from one piece of machined HDPE. These features add structural integrity and rigidity. Add to that, the highest quality hinges and latches, and ASI solid plastic lockers stand apart as the best in the industry. Plastic Lockers are ideal for high-humidity applications and are backed by a 15-year warranty, as these virtually maintenance-free lockers will never rust, rot or corrode. Available in multiple standard configurations as well as optional configurations like Lattice Lockers, or doors with other non-standard vents. Please consult our customer service team to be advised on changes in pricing and delivery lead times for all non-standard items.


STANDARD FEATURES

- The Unibody™ system—sides and back formed from one sheet of plastic
- The door frame is made from one piece of machined HDPE adds rigidity
- ½" face, nine colors, textured finish
- ¾" one pc. body, natural color, textured finish
- ¾" tops, bottoms and shelves, natural color, textured finish
- Rabbetted joinery with stainless steel fasteners
- Black recessed vertical acting handle for safety and security with padlock hasp, accepts built-in locks
- Black continuous powder coated hinge
- Common body color—Natural
- Self-latching door with multi-point engagement
- 15-year warranty
- Slotted ventilation standard
- Fully assembled single unit construction
- Slope tops, finished (colored) end panels and fillers available

Will never require painting

Custom colors are available upon request and are subject to minimum quantities, and variations in lead times and pricing.

9 DESIGNER COLORS



Gray
#9200*




Caramel
#9658*



Burgundy
#9211



Folkstone Gray
#9400



Blue
#9509



Cream
#9235



Moss
#9233*



Charcoal
#9237*



Ivory Essence
Speckle
#9500

**Available in post-consumer recycled material. See Locker Selection Guide on page 16 for details. Actual colors may vary slightly from those shown due to limitations in the printing process. ADA-compliant lockers are available. Log on to asi-storage.com for specifications.*

PLASTIC TRADITIONAL PLUS COLLECTION

With the same standard features as the Traditional line, the Traditional Plus Collection are even more ruggedly built. Built using a Unibody™ system, the sides and back of the locker are formed from a single piece of HDPE, while the locker door frame is made from one piece of machined HDPE. These features add structural integrity and rigidity. Add to that, the highest quality hinges and latches, and ASI solid plastic lockers stand apart as the best in the industry. Plastic Lockers are ideal for high-humidity applications and are backed by a 15-year warranty, as these virtually maintenance-free lockers will never rust, rot or corrode. Available in multiple standard configurations as well as optional configurations like Lattice Lockers, or doors with other non-standard vents. Please consult our customer service team to be advised on changes in pricing and delivery lead times for all non-standard items.

STANDARD FEATURES

- The Unibody™ system—sides and back formed from one sheet of plastic
- The door frame is made from one piece of machined HDPE adds rigidity
- ½" construction throughout
- Lockers available in nine colors
- Color on all non-exposed body parts will be Natural
- Rabbetted joinery with stainless steel fasteners
- Black recessed vertical acting handle for safety and security with padlock hasp, accepts built-in locks
- Black continuous powder coated hinge
- Self-latching door with multi-point engagement
- 15-year warranty
- Slotted ventilation standard
- Fully assembled single unit construction
- Slope tops, finished (colored) end panels and fillers available



*Now available
in lattice ventilation*

PLASTIC CUBBIES

Cubbies are the ideal solution when non-locked, open storage is appropriate, such as in preschools, day care centers, churches, office supply/mail rooms, laundry rooms, and retail outlets. Kids love them because they are the right size for little hands and the right height to hang their backpacks and coats on their own.



*Plastic cubbies
will be the same
color throughout.*



PHENOLIC TRADITIONAL COLLECTION

Phenolic Lockers are the material of choice when a high degree of design flexibility is desired or where durability and strength are required. These lockers are fabricated to stand the test of time. The dense components, combined with stainless steel fasteners, stand up to the most extreme conditions of moisture and humidity. Phenolic is impact, water and corrosion resistant, and does not support bacteria. The superior construction and materials used in the locker system make it adaptable to all types of facilities, including health clubs, country clubs and executive washrooms. Phenolic lockers can easily be customized. Please consult with ASI Storage for customization or options not shown in the catalog. Any customization is subject to a change in price and delivery lead times. Now available in color-thru phenolic colors upon request.

STANDARD FEATURES

- Common body color—Folkstone Celesta
- ½" face, 12 Black Core Phenolic colors
- ½" tops, bottoms and shelves, Folkstone Celesta Core Phenolic
- ¾" sides and back, Folkstone Celesta
- Black powder coated 120 degree swing limit hinge
- Black recessed vertical acting handle for safety and security with padlock hasp, accepts built-in locks
- Self-latching door
- 10-year warranty
- Full perimeter ventilation
- Fully assembled single unit construction
- Slope tops, finished (colored) end panels and fillers available


12 DESIGNER BLACK CORE COLORS



Neutral Glace
#1130



Silver Gray
#3000



Dove Gray
#3010



Graphite Grafix
#3020



Desert Zephyr
#4583



Folkstone Celesta
#3300




Almond
#4000



*Washed Knotty
Ash #9438



Tungsten EV
#4801



Taupe
#9096



*Burnt Strand
#5107



*Weathered Ash
#9842

COLOR-THRU



Hazel
#4450C



Burgundy
#5450C



Navy Blue
#7450C



Fog
#3450C



Smoke
#8450C



Black
#2000C

Actual colors may vary slightly from those shown due to limitations in the printing process. Additional black core colors are available upon request. More economically priced than color-thru yet great for any environment.

*Directional Pattern – Pattern on panels over 60" wide will run perpendicular to pattern on doors and pilasters. Patterns shown cropped from full size sheet, contact us for additional references.

PHENOLIC TRADITIONAL **PLUS** COLLECTION

With the same standard features as the Traditional line, the Traditional Plus Collection is intended for even more rugged applications. Phenolic Lockers are the material of choice when a high degree of design flexibility is desired or where durability and strength are required. These lockers are fabricated to stand the test of time. The dense components, combined with stainless steel brackets and fasteners, stand up to the most extreme conditions of moisture and humidity. Phenolic is impact, water and corrosion resistant, and does not support bacteria.

STANDARD FEATURES

- ½" construction throughout
- Lockers available in 10 Black Core Phenolic colors
- Colors on all non-exposed body parts will be Folkstone Celesta
- Black powder coated 120 degree swing limit hinge
- Black recessed vertical acting handle for safety and security with padlock hasp, accepts built-in locks
- Self-latching door
- 10-year warranty
- Full perimeter ventilation
- Fully assembled single unit construction
- Slope tops and fillers available



Shown in Cherry

PHENOLIC CUBBIES

Cubbies are the ideal solution when non-locked, open storage is appropriate, such as in preschools, day care centers, churches, office supply/mail rooms, laundry rooms, and retail outlets. Kids love them because they are the right size for little hands and the right height to hang their backpacks and coats on their own.

STANDARD FEATURES

- ½" phenolic construction
- Multiple designer colors
- Water resistant
- Easy to clean
- No painting ever

Cubby Locker



Cubby Shelf



Cubby Locker

See Locker Selection Guide on page 16 for details.

See available designer black core colors in color chart at left.

Log on to asi-storage.com for specifications.

ACCESSORIES



CONTINUOUS SLOPE HOOD

18 gauge continuous Slope Hoods add a finishing touch to lockers installed along walls and on island groups. The slope rise is equivalent to one-third the depth of the locker. Custom applications include sloping hood splices, valley corners and hip ends... all with concealed fasteners.



FILLERS – VERTICAL

Vertical Fillers enhance the appearance of an installation by covering any objects between lockers, and/or filling the gap between lockers and the wall. Fillers are available in two widths, designed for use together with Wall Angle Slip Joints for a tight fit and smooth finish.



RECESS TRIM

18 gauge Recess Trim, with a 3" face and a $\frac{3}{8}$ " top return, provides a neat, framed appearance for recessed lockers. Integral corner caps and hairline joints are reinforced with welded-on splice fingers for this application.



INDIVIDUAL SLOPE TOP/ROW END

Individual Slope Tops are available to help eliminate clutter and add a clean, finished look to the lockers. 16 gauge exposed row ends add to finished look.



ZEE BASE

14 gauge Zee Bases provide an overhang with toe space, raising lockers 4" off the floor. This economical and practical accessory also enhances appearance.

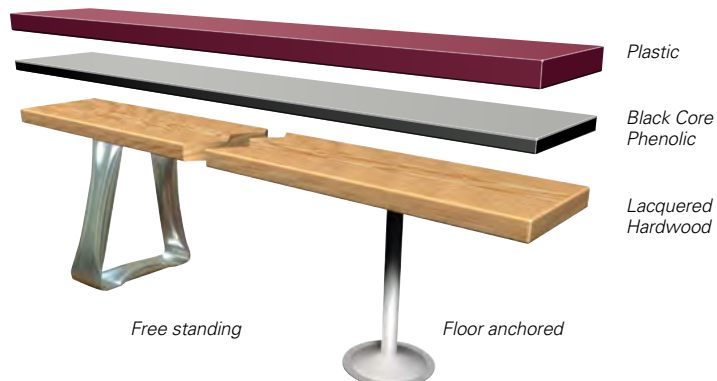


FRONT BASE/ CLOSED END BASE

These 18 gauge bases add a finished look by fitting flush, between locker legs; ie. Front Bases fit between front legs, and End Bases between front and rear legs of lockers at the end of a row.

BENCH TOPS & PEDESTALS

Benches add welcome convenience and comfort to every locker room. Bench tops are very durable, made of 1 $\frac{1}{4}$ " lacquered hardwood, $\frac{3}{4}$ " black core phenolic or 1 $\frac{1}{2}$ " solid plastic. Bench tops are 9 $\frac{1}{2}$ " deep. Other ADA sizes are also available upon request.



STANDARD FEATURES

- Floor anchored tubular pedestals, 10 gauge powder coated steel
- Free standing trapezoidal pedestals, 16 gauge stainless steel
- Cast iron pedestals
- Powder coated steel wall mount brackets and back rest brackets are available
- Plastic tops come in nine designer colors (see page 10) and black core phenolic tops are available in ten designer colors (see page 12). These durable finishes will never require repainting. Bench backs are also available.

LOCKS



A VARIETY OF LOCK OPTIONS ARE AVAILABLE.

- Lockers are designed to accept built-in key, combination, padlocks, electronic and coin operated locks



ADA-compliant locks are also available.

DIGILOCK® KEYPAD LOCKS

- All metal lock housing with or without integral pull handle
- Standard, vertical and horizontal body orientation
- Tamper guard
- Visual and audible indicators
- Powered by four premium AA or two 9-Volt batteries

BUILT-IN COMBINATION LOCKS

- Five preset combination changes
- Master keys
- Stainless steel escutcheon plate
- Dead bolts or spring bolts
- LH and RH reversible


LOCKER SELECTION GUIDE

▲ = No Legs On Locker

■ = Lockers have 6" Legs

♿ = ADA Compliant

SIZE (INCHES) W x D x H	TRADITIONAL	TRADITIONAL PLUS	COMPETITOR	PRO*	ANGLE FRAME	PLASTIC	PHENOLIC
SINGLE-TIER							
12x12x36	▲ ♿						
12x15x36	▲ ♿						
12x18x36	▲ ♿						
12x12x42	■ ♿						
12x15x42	■ ♿						
12x18x42	■ ♿						
12x12x48	▲ ♿						
12x15x48	▲ ♿						
12x18x48	▲ ♿						
12x12x54	■ ♿						
12x15x54	■ ♿						
12x18x54	■ ♿						
12x12x60	▲ ♿	▲	▲		▲	▲ ♿	▲ ♿
12x15x60	▲ ♿	▲	▲		▲	▲ ♿	▲ ♿
12x18x60	▲ ♿	▲	▲		▲	▲ ♿	▲ ♿
15x15x60	▲ ♿	▲	▲		▲	▲ ♿	▲ ♿
15x18x60	▲ ♿	▲	▲		▲	▲ ♿	▲ ♿
18x18x60	▲ ♿	▲	▲		▲	▲ ♿	▲ ♿
18x21x60			▲				
18x24x60			▲				
24x18x60			▲				
24x21x60			▲				
24x24x60			▲				
12x12x66	■ ♿ ♿	■	■				
12x15x66	■ ♿ ♿	■	■				
12x18x66	■ ♿ ♿	■	■				
15x15x66	■ ♿ ♿	■	■				
15x18x66	■ ♿ ♿	■	■				
18x18x66	■ ♿	■	■				
18x21x66			■				
18x24x66			■				
24x18x66			■				
24x21x66			■				
24x24x66			■				
12x12x72	▲ ♿	▲	▲		▲	▲ ♿	▲ ♿
12x15x72	▲ ♿	▲	▲		▲	▲ ♿	▲ ♿
12x18x72	▲ ♿	▲	▲		▲	▲ ♿	▲ ♿
15x12x72					▲		
15x15x72	▲ ♿	▲	▲		▲	▲ ♿	▲ ♿
15x18x72	▲ ♿	▲	▲		▲	▲ ♿	▲ ♿
18x18x72	▲ ♿	▲	▲		▲	▲ ♿	▲ ♿
18x21x72			▲				
18x24x72			▲				
24x18x72			▲	▲			
24x21x72			▲	▲			
24x24x72			▲	▲			
33x18x72				▲			
33x21x72				▲			
33x24x72				▲			
12x12x78	■ ♿ ♿	■ ♿	■ ♿				
12x15x78	■ ♿ ♿	■ ♿	■ ♿				
12x18x78	■ ♿ ♿	■ ♿	■ ♿				
15x15x78	■ ♿ ♿	■	■				
15x18x78	■ ♿ ♿	■	■				
18x18x78	■ ♿ ♿	■	■				
18x21x78			■				
18x24x78			■				
24x18x78			■				
24x21x78			■				
24x24x78			■				

 = The QSP only applies to certain colors within each size indicated below. Please review the QSP color selection on each material page in this catalog before placing a QSP order.

SIZE (INCHES) W x D x H	TRADITIONAL	TRADITIONAL PLUS*	COMPETITOR	ANGLE FRAME	PLASTIC	PHENOLIC
DOUBLE-TIER						
12x12x60	▲	▲	▲	▲	▲	▲
12x15x60	▲	▲	▲	▲	▲	▲
12x18x60	▲	▲	▲	▲	▲	▲
15x12x60				▲		
15x15x60	▲	▲	▲	▲	▲	▲
15x18x60	▲	▲	▲	▲	▲	▲
18x18x60	▲	▲	▲	▲	▲	▲
18x21x60			▲			
18x24x60			▲			
24x18x60			▲			
24x21x60			▲			
24x24x60			▲			
12x12x66	▲	▲	▲			
12x15x66	▲	▲	▲			
12x18x66	▲	▲	▲			
15x15x66	▲	▲	▲			
15x18x66	▲	▲	▲			
18x18x66	▲	▲	▲			
18x21x66			▲			
18x24x66			▲			
24x18x66			▲			
24x21x66			▲			
24x24x66			▲			
12x12x72	▲	▲	▲	▲	▲	▲
12x15x72	▲	▲	▲	▲	▲	▲
12x18x72	▲	▲	▲	▲	▲	▲
15x12x72				▲		
15x15x72	▲	▲	▲	▲	▲	▲
15x18x72	▲	▲	▲	▲	▲	▲
18x18x72	▲	▲	▲	▲	▲	▲
18x21x72			▲			
18x24x72			▲			
24x18x72			▲			
24x21x72			▲			
24x24x72			▲			
12x12x78	▲	▲	▲			
12x15x78	▲	▲	▲			
12x18x78	▲	▲	▲			
15x15x78	▲	▲	▲			
15x18x78	▲	▲	▲			
18x18x78	▲	▲	▲			
18x21x78			▲			
18x24x78			▲			
24x18x78			▲			
24x21x78			▲			
24x24x78			▲			
TRIPLE-TIER						
12x12x60	▲	▲	▲		▲	▲
12x15x60	▲	▲	▲		▲	▲
12x18x60	▲	▲	▲		▲	▲
15x15x60	▲	▲	▲		▲	▲
15x18x60	▲	▲	▲		▲	▲
18x18x60	▲				▲	▲
12x12x66	▲	▲	▲			
12x15x66	▲	▲	▲			
12x18x66	▲	▲	▲			
15x15x66	▲	▲	▲			
15x18x66	▲	▲	▲			
18x18x66	▲					
12x12x72	▲	▲	▲		▲	▲
12x15x72	▲	▲	▲		▲	▲
12x18x72	▲	▲	▲		▲	▲
15x15x72	▲	▲	▲		▲	▲
15x18x72	▲	▲	▲		▲	▲
18x18x72	▲				▲	▲
12x12x78	▲	▲	▲			
12x15x78	▲	▲	▲			
12x18x78	▲	▲	▲			
15x15x78	▲	▲	▲			
15x18x78	▲	▲	▲			
18x18x78	▲					

SIZE (INCHES) W x D x H	TRADITIONAL	COMPETITOR	ANGLE FRAME	PLASTIC	PHENOLIC
FOUR-TIER					
12x12x60	▲	▲			
12x15x60	▲	▲			
12x18x60	▲	▲			
15x15x60		▲			
15x18x60		▲			
12x12x66	▲	▲			
12x15x66	▲	▲			
12x18x66	▲	▲			
15x15x66		▲			
15x18x66		▲			
12x12x72	▲	▲			
12x15x72	▲	▲			
12x18x72	▲	▲			
15x15x72		▲			
15x18x72		▲			
12x12x78	▲	▲			
12x15x78	▲	▲			
12x18x78	▲	▲			
15x15x78		▲			
15x18x78		▲			
FIVE-TIER					
12x12x60	▲	▲		▲	▲
12x15x60	▲	▲		▲	▲
12x18x60	▲	▲		▲	▲
15x15x60	▲	▲		▲	▲
15x18x60	▲	▲		▲	▲
18x18x60				▲	▲
12x12x66	▲	▲			
12x15x66	▲	▲			
12x18x66	▲	▲			
15x15x66	▲	▲			
15x18x66	▲	▲			
SIX-TIER					
12x12x72	▲	▲	▲	▲	▲
12x15x72	▲	▲	▲	▲	▲
12x18x72	▲	▲	▲	▲	▲
12x21x72			▲		
12x24x72			▲		
15x12x72			▲		
15x15x72	▲	▲	▲	▲	▲
15x18x72	▲	▲	▲	▲	▲
15x21x72			▲		
15x24x72			▲		
18x18x72			▲	▲	▲
12x12x78	▲	▲			
12x15x78	▲	▲			
12x18x78	▲	▲			
15x15x78	▲	▲			
15x18x78	▲	▲			
18x18x78	▲				
TWO PERSON Z-LOCKER					
12x12x60	▲			▲	▲
12x15x60	▲			▲	▲
12x18x60	▲			▲	▲
15x15x60	▲			▲	▲
15x18x60	▲			▲	▲
18x18x60	▲			▲	▲
12x12x72	▲			▲	▲
12x15x72	▲			▲	▲
12x18x72	▲			▲	▲
15x15x72	▲			▲	▲
15x18x72	▲			▲	▲
18x18x72	▲			▲	▲

SO WHY CHOOSE US? THE ANSWER IS SIMPLE

Only ASI designs, engineers and manufactures fully integrated washroom accessories, partitions, lockers and visual display products from one source.

The most innovative collection of visual display products in the industry

ASI offers a broad array of surface options, including Porcelain, Glass, Cork, Fabric Tac®, Vinyl Tac, and Forbo® that can be framed in a variety of trim systems and configurations. Add to that, the highest quality mobile units, directories, display cases and coat racks—all from one source.

Endless options in lockers

A wide range of colors and materials including steel, solid plastic and phenolic.

A wide variety of baby safe solutions

Tested with up to 400 lb. load capacity—the highest in the industry.

1 No other manufacturer can do it all—it's that simple

Only ASI offers the most complete collection of products for the modern washroom and locker room.

2 Stability—peace-of-mind one warranty

Why juggle multiple manufacturers' warranties when you can have just one? With ASI you have the peace of mind that comes with dealing with a leader.

The industry's most cutting-edge soap dispensers

From single dispensers to multi-feed systems, only ASI offers the easiest soap dispensers to install and maintain.



From dispensers and much more

ASI offers the largest collection of hand dryers, paper towel dispensers and washroom accessories in the industry.

A wide array of mirror options

ASI offers mirrors for every application. Choose from channel frame, frameless, angle frame, tilting mirrors and our exclusive Velare™ Behind The Mirror cabinet.

7 And much, much more

This is just the beginning of what ASI has to offer. And if you need a product you don't see here, just call us at 914.476.9000 or visit www.asigroup.us

6 Technology innovations— ASI Design Studio

Our 24/7 Customer Service Tool to create and track orders; to enter quotes and convert quotes to orders and to view invoices.

5 For discerning customers with prestigious projects

Our washroom accessories are featured in some of the world's most prominent projects. Whether you are in the AT&T Stadium in Dallas or the NYU dormitory in Abu Dhabi, chances are you've seen ASI.

Shower seats

A wide variety of folding and fixed shower seats that are easy to install and meet ADA safety standards.

3 Our innovations come from listening to your needs

At a recent professional sports complex, an architect wanted a specific product. We customized and delivered hundreds of one-of-a-kind soap dispensing systems to meet their deadline.

The latest collection of partitions

ASI offers the most comprehensive collection of solid plastic, plastic laminate, powder coated, phenolic and stainless steel partitions from one source.

4 48-hour delivery— no one beats that

We are laser focused on delivering you exactly what you need—when you need it.



900 Clary Connector, Eastanollee, GA 30538
Phone: 706.827.2720 • Fax: 706.827.2710
E-mail: info@asi-storage.com • Web: asi-storage.com

© 2019 ASI Storage Solutions